





















NewMedia Centre



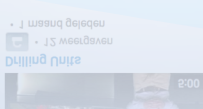

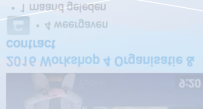
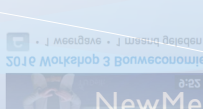
NEX Factor





Preparing the Teacher

 <p>2016 Workshop 3 Bouweconomie NEW 1 weergave • 3 weken geleden</p>	 <p>2016 Workshop 2 Bouwvoorschriften NEW 56 weergaven • 3 weken geleden</p>	 <p>2016 Workshop 1 Bouwproces & management NEW 157 weergaven • 3 weken geleden</p>	 <p>4.17 Complex eigenvalues New slide 3 weergaven • 3 weken geleden</p>	 <p>4.18 Differential Equation NEW 4 weergaven • 3 weken geleden</p>	 <p>4.13 Gram Schmidt NEW 3 weergaven • 3 weken geleden</p>
 <p>Herun Calculus 6 x x Integration by parts 4 weergaven • 3 weken geleden</p>	 <p>Lec 5.2 Feedback on assignment 3 5 weergaven • 3 weken geleden</p>	 <p>Dual Degree PhD program 11 weergaven • 4 weken geleden</p>	 <p>Intro 1 minute met titel 9 weergaven • 4 weken geleden</p>	 <p>Dual Degree Topics 18 weergaven • 4 weken geleden</p>	 <p>Dual degree statement 10 weergaven • 4 weken geleden</p>
 <p>Dual Degree Program 17 weergaven • 4 weken geleden</p>	 <p>Intro TB 1118 8 weergaven • 4 weken geleden</p>	 <p>Drilling Units 12 weergaven • 1 maand geleden</p>	 <p>Basic Well Design 8 weergaven • 1 maand geleden</p>	 <p>2016 Workshop 4 Organisatie & contract 4 weergaven • 1 maand geleden</p>	 <p>2016 Workshop 3 Bouweconomie 1 weergave • 1 maand geleden</p>

 <p>2016 Workshop 4 Organisatie & contract 4 weergaven • 1 maand geleden</p>	 <p>2016 Workshop 3 Bouweconomie 1 weergave • 1 maand geleden</p>	 <p>Drilling Units 12 weergaven • 1 maand geleden</p>	 <p>Basic Well Design 8 weergaven • 1 maand geleden</p>	 <p>2016 Workshop 4 Organisatie & contract 4 weergaven • 1 maand geleden</p>	 <p>2016 Workshop 3 Bouweconomie 1 weergave • 1 maand geleden</p>
---	--	---	--	---	--



Service Models

- We do it for You stress free...
- We do it with You in cocreation...
- You do it Yourself with instruction...



Interview

- Difference teaching in class or on camera
- Content
- Scripting
- Materials
- Training
- Formats
- Workflow





Difference teaching in class or on camera





Content





Scripting





Example

[Slide 6]

You can see the different drag curves over here.

[Full screen]

Now let's go through the airspeed range, starting with the lowest airspeed in horizontal flight.

[Click]

The stall limit is encountered at a load factor of 1.

Hence, the maximum achievable load factor is 1. [Click]

At a slightly higher airspeed [Click], the stall limit is encountered at $n = 1.5$ in this example.

So the maximum achievable load factor [Click] is 1.5.

[Presenter]

If we go to an even higher airspeed [slide7], the thrust limit is encountered before the aerodynamic limit.



Materials



Don McMillan

Don McMillan



Training skills





MultiMedia Academy

MultiMedia Academy
All about creating online courses at **TU Delft**

Home | Recording locations | Presentation methods | Supportive content | Studio Bookings | NewMedia Centre

Search this site...

About

At this website you might find some practical information on producing online video courses. It contains some instructional downloads as well as a comprehensive video showcase full of examples. We – the crew of the [NewMedia Centre](#) – firmly believe in sharing our knowledge with you. It mostly comes down to a win-win situation.

You may want a personal instruction or join one of our workshops on academic video production, read our tutorials or visit a NMC webinar. At the MultiMedia Academy it's all about format choices, useful educational tools, effective workflows and quality image & sound. So please pick your choice from the menu above or buttons below.

Feedback

This work is licensed under a Creative Commons Attribution-NonCommercial-ShareAlike 4.0 International License
Powered by NewMedia Centre






Formats

2. PRESENTATION METHODS


How to behave.

FACING THE AUDIENCE




[VIEW EXAMPLES](#)

FACING BOARDS




[VIEW EXAMPLES](#)

INTERVIEWS




[VIEW EXAMPLES](#)

CONVERSATIONS



[VIEW EXAMPLES](#)

DISCUSSIONS



[VIEW EXAMPLES](#)

NGuides



TU Delft online

Step-by-step plan

for producing video for *online distance learning*

Authors: Linda Melius, Martijn Ouweland, Roud van Zijl
(EBSA and NMC)
Version and date: 0.5 - 30 May 2013

Making a video can be stimulating and fun! It can also be extremely time-consuming. This is why the NewMedia Centre (NMC) and Education & Student Affairs (EBSA - OC Focus) are joining forces to provide support and advice in the whole process of video production for teaching. This will ensure that the process runs as efficiently and effectively as possible for you. This alliance was initially established for lecturers on the Online Distance Learning pilot programmes. Other members of staff may wish to depart slightly from the various steps.

Powered by  NewMedia Centre | TU Delft Library



Workflow



MEDIA ENGINEER | AV RECORDING

NewMedia Centre
MEDIA ENGINEER | AV RECORDING



Compilation





Questions?